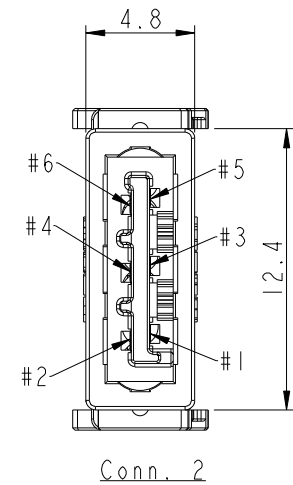
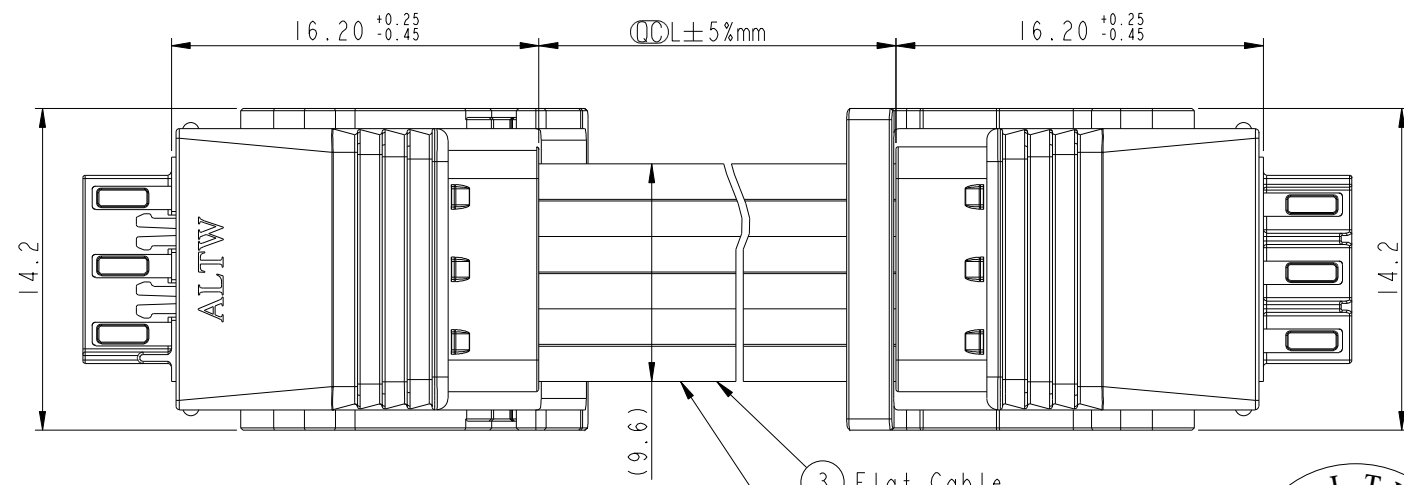
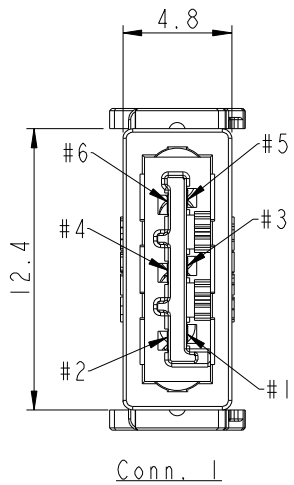
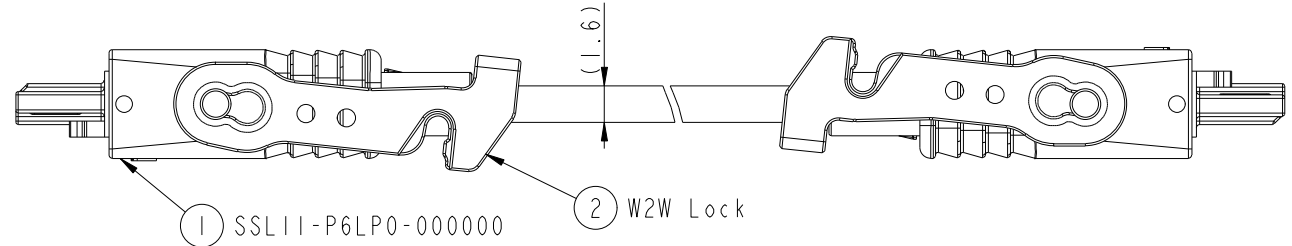


THIS DOCUMENT IS SUBJECT TO CHANGE WITHOUT NOTICE. IT IS CONFIDENTIAL AND A PROPERTY OF Amphenol LTW. DISCLOSURE TO THIRD PARTY HAS TO BE AUTHORIZED BY Amphenol LTW.

REV.	ECN NO.	DATE	SIGN	DESCRIPTION
A	Initial Release	2014-05-29	Fisher	Initial Release




6	White	白	6
5	White	白	5
4	White	白	4
3	White	白	3
2	White	白	2
1	Blue	藍	1
Conn. 1	Wire Color	Conn. 2	
Pin Out			

SSLII-P6L2P-T22DXX

06: L=600mm.  
Cable Length Range  
(L): 100~9900 mm

22: 22AWG

LOCK&LATCH OPTION  
T: W2W LOCK X 2



- Notes:
- \*  $\varnothing$  Important Dimensions To Check.
  - \* Housing: Thermoplastic, UL94V-0, Natural White.
  - \* Terminal: Copper Alloy, Gold Plated.
  - \* Hood: Thermoplastic, UL94V-0, Natural White.
  - \* SR Mold: PP, UL94V-0, Natural White.
  - \* W2W Lock: Thermoplastic, UL94V-0, Natural White.
  - \* Flat Cable: UL21016, 6F \* 22AWG, XLPE Insulation, White

UNIT:mm	TITLE		SSLII Flat Cable, 6-Pos. W2W Lock X 2, Plug to Plug	
	SCALE	SIZE	SHEET	OF
	3:1	A4	1	1
	REV.	WC-REV.	$\varnothing$ : Inspection item	
TOLERANCE				
.X ±0.25				
.XX ±0.1				
.XXX ±0.05				
ANGLES ±1°				

**Amphenol LTW**  
安費諾亮泰企業股份有限公司

ITEM NO	DRAWN BY	DATE
	Fisher_Wang	2014-05-29
DWG NO	CHECKED BY	DATE
SSLII-P6L2P-T22DXX	Ivan_Lin	2014-05-29
CUSTOMER	APPROVED BY	DATE
ALTW	Kevin_Hu	2014-05-29